

SOUTH BAY WOODWORKERS' NEWS

Volume 25, Issue 9

September 2017

Presidents Column

By Jay Perinne



Our club is more than just talking about woodworking, it is the socializing and camaraderie that goes along with our serious hobby. This year has been a bit of a social stress with the passing of two current members and the passing of one former member who had been inactive for many years.

We have our Club traditions and always fun to participate in those - two coming up in short order:

First our Annual "Summer" Picnic, which is almost always in the Fall, but still a fun social time! Chuck Aring has again agreed (with Karen his gracious wife) to let us enjoy this year's picnic at his house and yard in Saratoga where we often enjoy a Shop Tour. While gather food in the kitchen we can see nearby much of his hand built furniture all though the house - did I mention the picnic itself is usually in the backyard! I will Hopefully see many of your there Sunday the 24th at 1pm!!

Next our tradition is to make something for the Church which provides us a meeting site (something many clubs pay for in monthly rent). Normally the project is related to Christmas or we complete near that time. And for you newer members there is not always a project every year. Much of our dues is actually spent on materials to make the projects which the church ask us to complete for them. THIS YEAR they would like a rolling cart to hold a convection oven (which they already purchased) to go in an area for the younger children. Chuck and Tom Kenyon are working on tweaking the design which was detailed with some rather expensive

This Meeting

Tuesday
September 26
By
Terry O'Donnell
At
The Saratoga
Federated Church
at 7:00 pm

Next Meeting

Tuesday
October 24
By
Jay Perinne &
Jeff Lukanc

Think about your shop
experience of the last month
and give us a 10 second
explanation of something
important you learned.

materials. Once the design is finalized there may be a rather short time frame to complete the project as they kind of need it already. Anyway, this time it is not a Julia Morgan style or replication project - rather it is modern cabinetry which calls on a skill base that I suspect is more universally held in the club. Working with others on Club projects for the church is usually a rewarding experience and hopefully this will be also if the time crunch sits ok with us. I want to

extend a warm thank you to Chuck for accepting the Club role of Church Contact and negotiation person and hope all of you thank Chuck for that role (it sure helps me in my role this year!). Chuck will let you know when your help is needed for this Fall Equinox time project.

See you at the Picnic...then three more meetings and it will be time for our Holiday Meeting in early December!

This Month's Program:

Mike Papa will give a presentation on measuring, marking & layout.

Minutes August 22, 2017

Guests:

There were no guests this evening.

Announcements:

Chuck Aring has been talking to the church representative about the annual project and it sounds like it will be some kind of rolling cabinet.

Chuck set the date of September 24th at 1P.M. for the club's picnic at his house, 20080 Mendelsohn Lane, Saratoga. If you plan to attend, let him know by phone (408-867-4015) or email (charles.aring@gmail.com).

Bob Konigsberg recommends using Zar finish products. It dries fast and is available at Daycor, 3487 S. Bascom Ave. in Campbell.

Program:

Bob Konigsberg described the making of two nightstands constructed from oriented strand board (OSB). He used cardboard for a prototype and found that the design was too massive for the allotted space. Rounding the front face solved the problem. It



has a mid-level shelf and a drawer at the bottom. The shelf contains a lazy Susan for the storage of books.

Strips of 2" X 4" are glued to form the circular members and 2" X 4" pieces are used to hide the edges of the OSB panels. The sheets of OSB that were used for the curved panels were soaked in hot water then placed on curved forms to dry for two to three days before being glued into the outside frame.

Bob used a water based filler to fill the voids in the OSB and applied three coats of polyurethane.



Show and Tell:

Larry Schwarcz demonstrated an inflatable shim with a load capacity of 300 lbs. that will lift an object about 2". It's a rubber bag measuring about 5" X 6" with a squeeze bulb attached that when squeezed will inflate the bag. A rubber hose between the bag and bulb has an on-off valve to maintain pressure when in use. It's called a "Winbag" and is available at Amazon.com for \$18.00. AirShim is another brand.



Syd Dunton explained his making of a three-shelf bookcase. The tapered sides are made of yellow heart from his on-hand supply while the natural edged spalted myrtle shelves were obtained from Global Wood Source. He used mortise and floating tenons for the joints and wipe-on polyurethane for the finish.




Jay Perrine attended a Marc Adams class on spalted wood that was taught by Sara Robinson. Jay showed a turned maple bowl



that had been treated with various strains of spalting fungus dye. He calls it fungus vomit. The process is quite involved using petri dishes, pipettes, alcohol, acetone and coffee filters and laboratory procedures. The




treated bowl that he brought showed red, green and black patches of spalted material. Jay thinks that polyurethane would be the best finish for projects with spalting. Ms. Robinson has a hardbound book that covers this same topic called (appropriately); "Spalted Wood" and is available for \$44 from Amazon.com.



Mike Papa created a mahogany donation box with magnetic lid. The lid is removed by inserting a key in the slot and turning the knob at the top of the key.



He brought in two boxes each made from one piece of Baltic birch where the sides were folded up. The joint was created by use of a "V" groove router bit (Freud 20-116). The wood is routed so as to leave the outer layer of plywood intact. The sides are then folded



up to form the box after the four corner pieces are cut off with a utility knife.




Many of us have trouble with finishes that skin over in the can when the can is partially full.

Mike demonstrated the Mixing Mate that should solve the problem. It's a lid available for both a quart or gallon can that has an integral stirring paddle. It also has a lever that allows the contents to be poured without removing the lid. It's available at both Rockler and Woodcraft.



Richard Winslow, inspired by an article in Fine Woodworking written by Michael Cullen, showed two bandsaw cut boxes that he made. He described the construction method and the texturing of the outside of the boxes. One was painted with green milk paint while the other was left unfinished.



Ron Gerard described his sixth pair of number 8 knitting needles and their storage box that he made. The needles are made of Pernambuco and ebony with sterling silver initials inlaid in the end caps. The storage box is made of masur birch burl and lined with purple velvet. The box has sterling silver initials inlaid in an ebony circle in the center of the lid. The needles and box are finished with three coats of one pound cut blond shellac. The needles have an additional coat of



renaissance wax while the box has one coat of satin brushing lacquer over the shellac.

Next Program Committee

Please take the ice chest home after the meeting

Refreshment Suggestions

Variety of Soft Drinks (48)

Water, Regular, Diet, Caffeine-Free, Juices

Varied Snacks: Donuts, Cookies, Chips, Nuts

2017 Officers

President	Jay Perinne
Vice-President	Dennis Yamamoto
Secretary	Ron Gerard
Treasurer	Syd Dunton
Newsletter editor	Larry Schwarcz
Photographer	Fred Sotcher
Librarian	Dennis Yamamoto
Web Master	Tom Kenyon

Program Committees

Date	Members
January 24	Tom Kenyon LeRoy Nelson
February 28	Fred Sotcher Rich Winslow
March 28	Sid Dunton Mike Wirth Bill Whittemore
April 25	Tom Gaston Ed Vincent Tracie Johnson
May 23	Ron Gerard Allen Glesser
June 27	Bill Henzel Larry Schwarcz
July 25	Dennis Yamamoto Ross Oliver
August 22	Terry O'Donnell
September 26	Mike Papa Don McKell
October 24	Jay Perinne Jeff Lukanc
November 28	Chuck Aring Larry Petulla
December	Officers
Contact Dennis Yamamoto for any changes to the committee schedule.	