

SOUTH BAY WOODWORKERS' NEWS

Volume 23, Issue 12

December 2015

President's Column

By Fred Sotcher



A Woodworkers Night Before Christmas

Tw'as the night before Christmas and all through the shop,
Not a workers was stirring, all projects were stopped,

The chisels were left by the whetstone with care,
In hopes that the elves would come sharpen them there,

The tools were all nestled and snug where they lay,
While visions of wood shavings danced on each blade,

Then up in the wood loft came such a clatter,
The whole building shook from the weight of the matter,

And there on the creaky tin roof did appear,
A fine handmade sleigh drawn by ten dusty deer,

With a sparkly-eyed craftsman as spry as a buck,
Who when by the nickname of "Old Saint Woodchuck",

He was dressed all in suede from this cap to his shoe,
And his clothes were all covered with sawdust and glue,

A bunch of tools he had tucked in his sack,
With a Japanese saw sticking out from the back,

On his face he wore goggles and a dust-mask fit tight,
His cheeks were like rosewood; his hearing shot slightly,

His skills were the sharpest and best in the land,
And he still had five fingers on each of his hands,

Then quick as a chainsaw his staunch helpers came,

And he hooted and hollered and hailed them by name,

Now Router, now Ruler, now Hammer and Bit brace;
On Shaper, on Scroll saw, on Jackplane and Compass,

All ran to the wood bench and leapt to his call:
"Now get to work, get to work, get to work all!"

So they dulled not an edge, but cut straight to their task.
And Sawed, planed, pounded and scraped till, at last,

All of the toys that the children were waiting to get,
Were finished and wrapped (though the paint was still wet).

There were jacks made of walnut and dolls make of yew,
And a rocking horse with its tail painted blue,

A set of birch soldiers all carved from one log,
And even a hand-turned oak ball for the dog,

Then the kindly crew tidied and swept every crack,
And Saint Woodchuck thanked them while stretching his back,

Then he jumped in his stout sleigh and let out a yell,
And they roared from that shop like a bat out of hell.

But these words he exclaimed as they vanished from sight,
"Merry Christmas to all – that's enough for one night"

Written by: Sandor Nagyszalanczy

See you at the party,

Fred Sotcher

Next Meeting
Tuesday
December 15
By
The Officers
At
The Saratoga
Federated Church
Richardson Hall
at 6:00 pm

This Month's Program:

Minutes November 24, 2015

Guests


There were no guests this month.

General Announcements

Jackel Enterprises (<http://jackelenterprises.com/>) will be moving from 347 Locust St., Watsonville to 801 Ohlone Parkway, Watsonville. They are having a year-end clearance and moving sale November 30 through December 16, 2015. The moving date is unknown.


Main Meeting

Tom Kenyon gave the program entitled "Segmented Turning". He covered the types of open segmented styles that include patterned bowls (along with egg shapes), layered open segmented, and open framed segmented bowls.




He defined the terminology involved such as angles of cut and steps in cutting the segments using a "wedgie sled".

Tom discussed the pros and cons of segment placement options such as one layer at a time. Alignment of the plates is a challenge.



A plate jig for making miniature bowls was discussed along with individual segment placement jigs which allow more flexibility in placing

the segments. The jig that Tom uses was based on those made by others using a plate for 16 segments with an 8 degree gap.



Flat stock preparation was explained along with the process of gluing up the layers before turning begins.



Tom ended his talk with a couple of demonstrations of typical segment gluing showing the slow, tedious process requiring patience on the turner's part.

Show & Tell

Kyle Meyer displayed three segmented bowls made from scrap produced in his cabinet shop.

Syd Dunton described a jig for cutting tapered legs on the table saw. He starts with a full size drawing of the table on paper. The taper is determined by use of an adjustable triangle. The angle is then used to create a template out of 3/4 inch plywood or MDF. A stop is placed at the end of the jig with a screw partially set in the bottom area of the leg to be used as a handle for safely passing the leg through the saw.



REMINDER:

**Officers please arrive at the
Christmas party at 5:30pm to
setup!**

South Bay Woodworkers Association

4107 Acapulco Drive
Campbell, CA 95008



PROGRAM COMMITTEE		OFFICERS	
December	Officers	President	Fred Sotcher
January 26	<hr/> Fred Sotcher Mike Wirth Russel Dean	Vice-President	Ken Horner
February 23	<hr/> Syd Dunton Bill Whittemore Joe Dai	Secretary	Ron Gerard
March 22	<hr/> Tom Gatson Lou Thorpe Ted Brown	Treasurer	Syd Dunton
April 26	<hr/> Ron Gerard Larry Schwarcz Dennis Yamamoto	Newsletter	Larry Schwarcz
		Photographer	Fred Sotcher
		Librarian	Mike Wirth
		Web Master	Tom Kenyon

January Program Committee
Please take the ice chest home after the meeting
Refreshment Suggestions
Variety of Soft Drinks (48)
Water, Regular, Diet, Caffeine-Free, Juices
Varied Snacks: Donuts, Cookies, Chips, Nuts