


# SOUTH BAY WOODWORKERS' NEWS

Volume 24, Issue 7

July 2016

## President's Column

By Chuck Aring



**T**'will be a short note, typing one-handed, post carpal tunnel surgery.

As I have been sidelined from both garden and shop projects, I have been obliged to catch up on FWW's articles. While I'm always pursuing designs that are simple yet elegant, I have learned how easy it is to clearly miss the mark. FWW, July/August, 2016, p.58-65. The article "Marriage of Metal and Wood," has a number of interesting examples. Greg Klassen made table legs where he laminated steel and walnut—p. 60, with elegant results.

Apologies. Be creative.

## This Month's Program:

### Minutes June 28, 2016

### Guests

**S**teve Shire and his wife Maria Yang were guests at the meeting.

Think about your shop experience of the last month and give us a 10 second explanation of something important you learned.

## General Announcements

**B**ill Henzel has six 1/2" pipe clamps six foot long to give away. Contact him if you are interested.

**S**yd Dunton brought in a box of 24" white shelving brackets for free. While some were taken, there are still most of them available. Contact Syd if you can use them.

## Ten Second Ideas

Sorry, no Ten Second Ideas this month.

## Main Meeting

**B**ill Henzel presented the program that consisted of video pictures and comments about the many woodworking projects he has worked on over the years.



There were church projects that included an advent candle stand made of oak, a black walnut alter for the new

Clairvaux monastery, three large wall panels for the St Francis of Assisi chapel, and an alteration of an altar for the bishop of San Jose.

Furniture projects included a dining room table of black walnut, a mahogany sofa, a cherry and maple Windsor chair, three Maloof style chairs, a Maloof inspired Windsor hybrid chair, a maple crib, a maple workbench that features full extension drawers, a mahogany bench, and a small box made from scrap wood for holding bills to be paid. The arts and crafts movement was represented by a bookcase and coffee table.

Outdoor projects included a walnut garden bench and two gates. There is a side yard gate and a front yard garden gate made of redwood that features a tree motif.

Working with the BAWA woodworking group in a toy workshop, he made animated toys that included hippos, rabbits, seals, frogs, turtles, and cars.

He worked with a boy scout eagle project where the scouts made a black walnut garden bench dedicated to a woman who was one of the founders of the city of Milpitas. The bench resides in the entrance of the Milpitas City Hall.

Bill headed up a crew for Rebuilding Together for a project at a handicap center in San Francisco. A pergola was made offsite then installed at the center and several gates were also installed.

For another non-profit organization called Trail Center that builds trails, Bill made a map display case.

When Bill moved to San Jose, it was decided that tools would not be used in the garage. He described constructing his shop in the backyard.

## Show & Tell

**S**yd Dunton created a small table using three different woods. The top is made of jarrah burl. The top is covered with



fissures that penetrate through to the back side. The bottom shelf is made from claro walnut in the shape of "Pac-man". The frame and legs are made from sycamore. Syd thought that the sycamore was

very dry and that maybe he should have used sanding sealer. He finished the table with four coats of wipe-on polyurethane.

**R**ichard Winslow created a table for a friend as a graduation present. It will be used in her business. It's made of canary wood in a shaker design that he found in a Thomas Moser catalog and has an oil finish.



Richard also displayed a black walnut keepsake box that is still under construction.

**D**on McKell brought in a shop-made veneer saw. It's made to accurately cut repetitive rip and angled crosscuts of thin wood. The blade is .050 thick and is powered by a Hoover vacuum cleaner motor. A sewing machine motor was originally used, but was found to be too small



for the job. Strips can be as narrow as 1/8" to as wide as 3" with accuracy as close as .001".


filters that can be replaced. It comes with a pouch for storage.

**This month's meeting will be held at the woodshop of Tim McCoy.**

**Meeting will start at the usual 7:00pm.**

**716 San Antonio Rd.  
Unit K  
Palo Alto, CA 94303  
(650) 855-984**

**M**ike Papa showed a cube where the dovetailed joints appeared on all four sides. The construction appears impossible until you realize the joint can be slid apart diagonally. It's made of poplar and walnut with magnets imbedded in the middle.

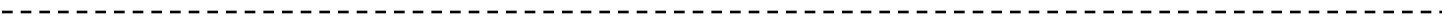


Like many of us, Mike finds that dusk masks are uncomfortable to wear. He found one called the RZ mask that is comfortable. It has the usual metal strip at top that molds to your face and has

**See map on last page of newsletter.**

**South Bay Woodworkers Association**

4107 Acapulco Drive  
Campbell, CA 95008



**Program Committees**

This section is now available on the club website. Please check the site for the most up to date schedule.

[southbaywoodworkers.org](http://southbaywoodworkers.org)

Contact Dennis Yamamoto for any changes to the committee schedule.

**OFFICERS**

President	Chuck Aring
Vice-President	Dennis Yamamoto
Secretary	Ron Gerard
Treasurer	Syd Dunton
Newsletter	Larry Schwarcz
Photographer	Fred Sotcher
Librarian	Mike Wirth
Web Master	Tom Kenyon

**August Program Committee**  
Please take the ice chest home after the meeting

**Refreshment Suggestions**

**Variety of Soft Drinks (48)**  
Water, Regular, Diet, Caffeine-Free, Juices

**Varied Snacks:** Donuts, Cookies, Chips, Nuts

**This month's meeting will be held at the woodshop of Tim McCoy.**

**Meeting will start at the usual 7:00pm.**

**716 San Antonio Rd.**

**Unit K**

**Palo Alto, CA 94303**

**(650) 855-984**

**<http://www.realmccoyguitars.com>**

