


# SOUTH BAY WOODWORKERS' NEWS

Volume 24, Issue 4

April 2016

## President's Column

By Chuck Aring



The SBWWs need to focus on maintaining an active membership. We have only intermittently attended to this, with limited success. Reflecting on our previous efforts, points out that this needs to be a constant, on-going process. If the club is to prosper we need to have more people who have an interest in wood-working aware of our existence. Ed Vincent has pointed out how important it is for members to enthusiastically spread the word about the club and encourage acquaintances' involvement, no matter how busy their lives may be.

Having a booth at any and all crafts fairs, in our area, has seemed a reasonable way of displaying our existence. Several years ago a number of SBWWs members manned a display at the Makers Faire, in Menlo Park. Two organizational snafus resulted in no one being able to subsequently get in touch with us. This year's Faire, in May, is no longer open to us. Is anyone familiar with the San Jose mini-Makers Faire? Does anyone know of any other local fairs/craft shows where we should try to create a booth? Access to bulletin boards at hardwood sellers, woodworking stores, etc. would be invaluable. Answers to these questions, as well as any good suggestions will be pursued! Please give this some thought.

Think about your shop experience of the last month and give us a 10 second explanation of something important you learned.

## This Month's Program:

Presentation at the woodworking shop of Gary Weisenburger. See map on page 3 of newsletter. Please bring a chair if you would like to sit.

## Minutes March 22, 2016

### Guests

There were no guests this month.

### Next Meeting

Tuesday

April 26

By

Ron Gerard,

Larry Schwarcz,

&

Dennis Yamamoto

At

GW Woodworking

(See map)

at 7:00 pm

## General Announcements

### Ten Second Ideas

Tom Gaston brought in a sample of the adjustable hinge he talked about in his presentation in March. They are made in a variety of finishes in two styles and can be bought from Lee Valley Tools. Tom likes to place the horizontal elongated hole side of the hinge on the face frame with the vertical elongated hole side on the door which makes it easy to adjust the door in the frame. He mortises only the face frame to accept the horizontal elongated hole side of the

hinge.

Fred Sotcher described a method for finding the center of boards when making lap joints. The height of the saw blade is set just short of center and a sample piece is run through from both sides leaving a thin shaving in the middle. The blade is adjusted in small increments until the shaving disappears.

## Main Meeting




Syd Dunton demonstrated his method for creating the sculpture that he calls "balancing act".

He got the idea for the current project from a magazine. He starts with rough sketches then refines the design using grid paper to create the proper scale.

Syd uses overlay paper that comes in roles in clear or yellow to explore variations to the design. The next step is to create a full scale cartoon of both face and side views.

The individual pieces are made up of layers of MDF that are glued and nailed together. He uses Tite Bond III glue. Buckshot hickory veneer obtained from Certainly Wood was used to cover the pieces. When applying the veneer, he uses a hacksaw blade to even out the coverage. The slightly oversize veneer is covered with plastic, a piece of corrugated cardboard is laid on the plastic, another block is laid on the cardboard, and then clamping pressure is applied. The areas to be glued are taped over before finish is applied. The individual pieces were sanded down to 320 grit then finished with green water soluble aniline dye and three coats of wipe-on poly. They are sanded again then an additional coat of wipe-on poly is applied. The pieces were finished before the sculpture was assembled. Syd doweled the joints using a homemade jig to get accurate dowel spacing.



The gold-leaf rounded object at the top was also made of glued and nailed MDF. Holes were drilled in two sides of the rough blank to receive dowels. It was rough cut to shape on the bandsaw then smoothed with a right-angle grinder and sandpaper. Glue was then applied and let stand until it glossed over before the gold leaf was applied.

## Show & Tell

Tom Gaston showed off three items. The first was a claro walnut bowl that he turned green, placed in the microwave



oven to partially dry it, then applied one coat of shellac. He won the quarter section blank at a Westbay Woodturners meeting. The second item was a frog carved out of tupelo, dyed green, with glass eyes added. The third project was his first effort at carving. It was a gecko carved from catalpa.



Syd Dunton created a pedestal where the top and the shelf were made from quilted pink eucalyptus. The legs and structure are of wenge. It measures 14" wide by 11" deep by 34" tall. He finished it with polyurethane.



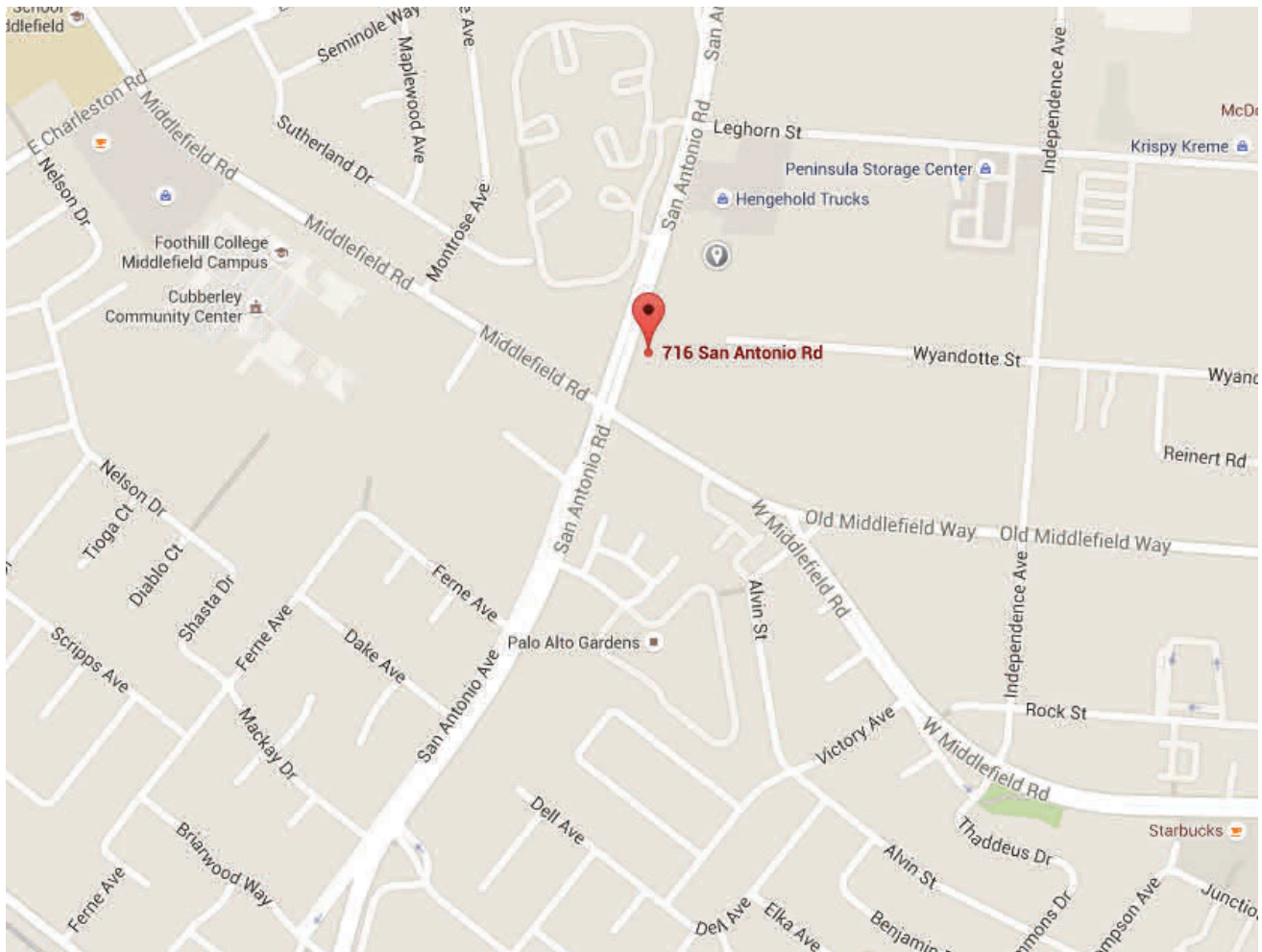
Rex Osborn continues turning bracelets for female members of his family. These are made from Hollywood juniper, but will use other wood whenever he can find large enough pieces. They are finished with wipe-on polyurethane.



# South Bay Woodworkers' April 26 Meeting @ 7pm

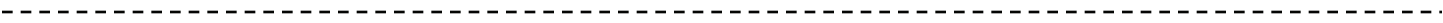
716-C San Antonio Road  
Palo Alto, CA 94303

650-843-1100 – shop  
650-464-2800 – cell



**South Bay Woodworkers Association**

4107 Acapulco Drive  
Campbell, CA 95008



**PROGRAM COMMITTEE**

April 26	Ron Gerard Larry Schwarcz <u>Dennis Yamamoto</u>
May 24	Blair Glenn Larry Petulla <u>Rich Winslow</u>
June 28	Bill Henzel Rex Osborn <u>Ed Vincent</u>
July 26	Tom Kenyon LeRoy Nelson <u>Allen Glesser</u>
August 23	Terry O'Donnell Don McKell

For scheduling change requests, call Dennis.

**OFFICERS**

President	Chuck Aring
Vice-President	Dennis Yamamoto
Secretary	Ron Gerard
Treasurer	Syd Dunton
Newsletter	Larry Schwarcz
Photographer	Fred Sotcher
Librarian	Mike Wirth
Web Master	Tom Kenyon

May Program Committee  
Please take the ice chest home after the meeting

Refreshment Suggestions  
**Variety of Soft Drinks (48)**  
Water, Regular, Diet, Caffeine-Free, Juices  
**Varied Snacks:** Donuts, Cookies, Chips, Nuts